

Name: Index No.

School: Candidate's Sign.

Date:

232/3
PHYSICS
PAPER 3
JULY /AUGUST 2011
TIME: 2 ½ HOURS

NYAMIRA DISTRICT JOINT EVALUATION TEST

Kenya Certificate of Secondary Education (K.C.S.E.)

Physics
Practical

INSTRUCTIONS TO THE CANDIDATES:

- Write your **name** and **index number** in the spaces provided above.
- Sign and write the **date** of the examination in the spaces provided above.
- You are supposed to spend the first 15 minutes of the 2 ½ hours allowed for this paper reading the whole paper carefully.
- Marks are given for a clear record of the observation actually made, their suitability, accuracy and the use made of them.
- Record your observations as soon as get them

For Examiners' Use Only

Question 1	a (i)	(ii)	(iii)	(iv)	(v)	b(i)	(ii)
Maximum score	1	6	5	2	1	2	3
Candidates score							

Question 2	(v)	(vi)	(vii)	(vii)(a)	viii(b)	ix	x
Maximum score	6	5	3	1	1	2	2
Candidates score							

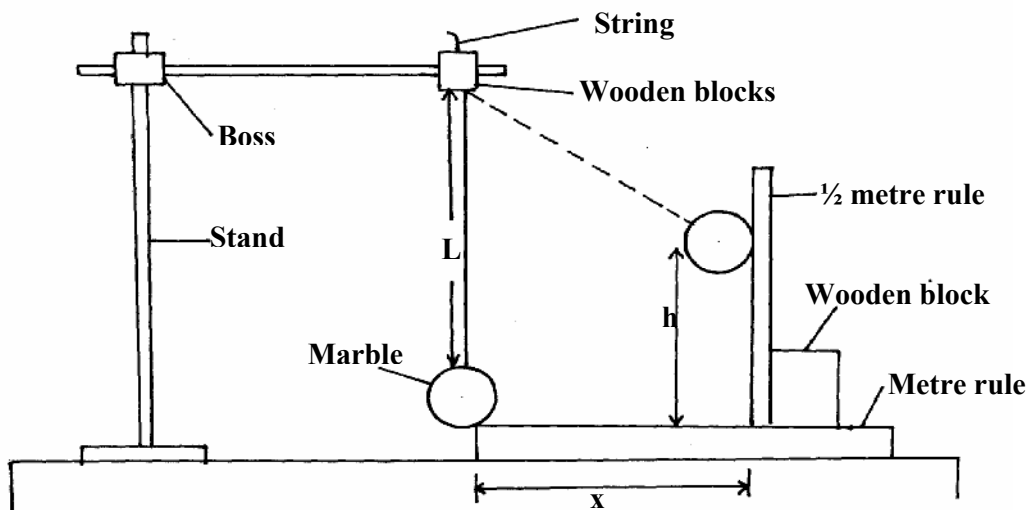
This paper consists of 4 printed pages. Candidates should check to ascertain that all pages are printed as indicated and that no questions are missing.

1. You are provided with the following:
 - a marble with a piece of thread attached.
 - Two wooden blocks
 - Clamp, boss and retort stand.
 - Meter rule
 - $\frac{1}{2}$ metre rule attached to a wooden block
 - Cellotape (2 pieces of about 10cm long)
 - Stop watch

Proceed as follow:

- a) fix the thread between the two wooden blocks and fasten the clamp
- b) adjust the thread so that the length L shown in figure 1 is 50.0cm. Fix the metre rule horizontally to the bench using the cellotape provided.
- c) Adjust the clamp so that the marble is next to the end of the metre rule as shown.

Fig 1

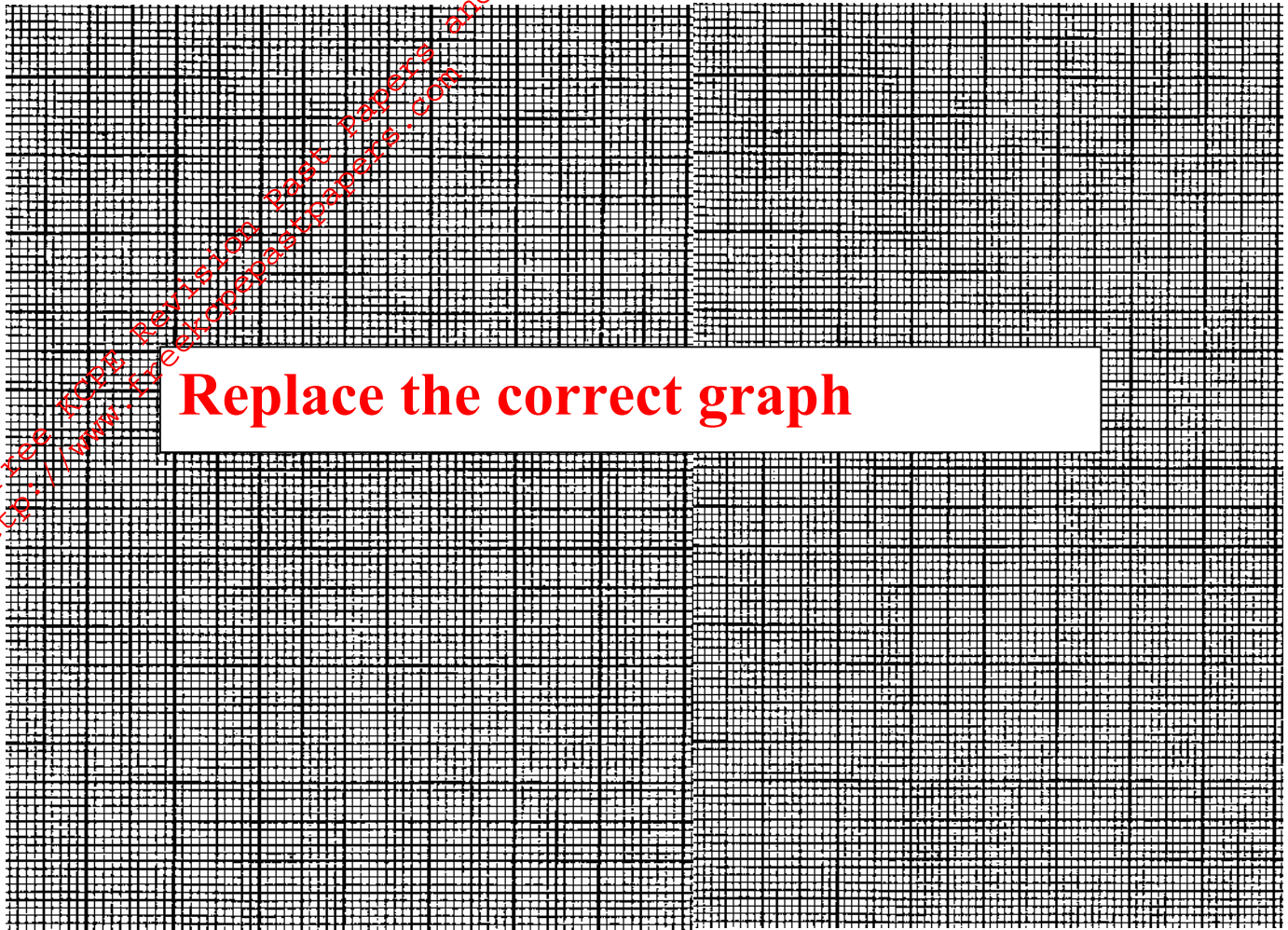


- i Displace the marble by a horizontal distance $x = 20\text{cm}$ and measure the corresponding vertical displacement $h =$ _____ cm (1mk)
- ii Repeat the experiment to find h for each of the following values in the table. (Complete the table. (6mks)

x (cm)	h (cm)	x^2 (cm ²)	x^2/h (cm)
20		200	
25		625	
30		900	
35		1225	
40		1600	
45		2025	

iii) Plot the graph of $\frac{x^2}{h}$ (y-axis) against h. Draw the best line through the points

(5mks)



iv) Determine the slope of the graph.

(2mks)

.....
.....
.....

v) From the graph, find the value of $\frac{x^2}{h}$ when h = 0

(1mk)

.....
.....
.....

b) Raise the clamp slightly without changing the length L so that the marble is free to swing.

Displace the marble through a horizontal distance and let it free to swing.

(i) Determine the period, T, for one complete oscillation by timing ten oscillations.

Time for 10 oscillations = _____

(1mk)

Period T = _____

(1mk)

(ii) Calculate the value of p from the following equation.

$$T = 2\pi\sqrt{\frac{p}{g}} \quad \text{where } g = 9.8\text{ms}^{-2} \quad (3\text{mks})$$

.....

.....

.....

.....

.....

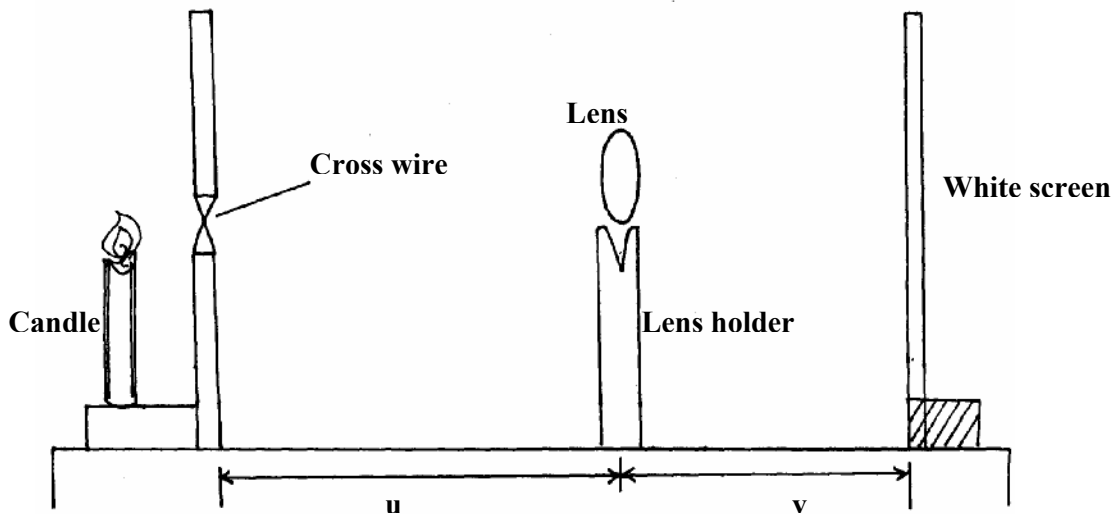
2. You are provided with the following apparatus:

- candle
- lens
- lens holder
- metre rule
- cross wire
- screen
- vernier calipers.

Proceed as follows:

(i) Arrange the apparatus as shown in the figure 2 below.

Fig 2



(ii) Place the cross-wire before the lens so that $u = 28\text{cm}$. The lit candle should be placed close to the cross-wire.

(iii) Adjust the position of the screen until a sharp image is cast on the screen.

(iv) Measure and record the value of image distance, V , in the table


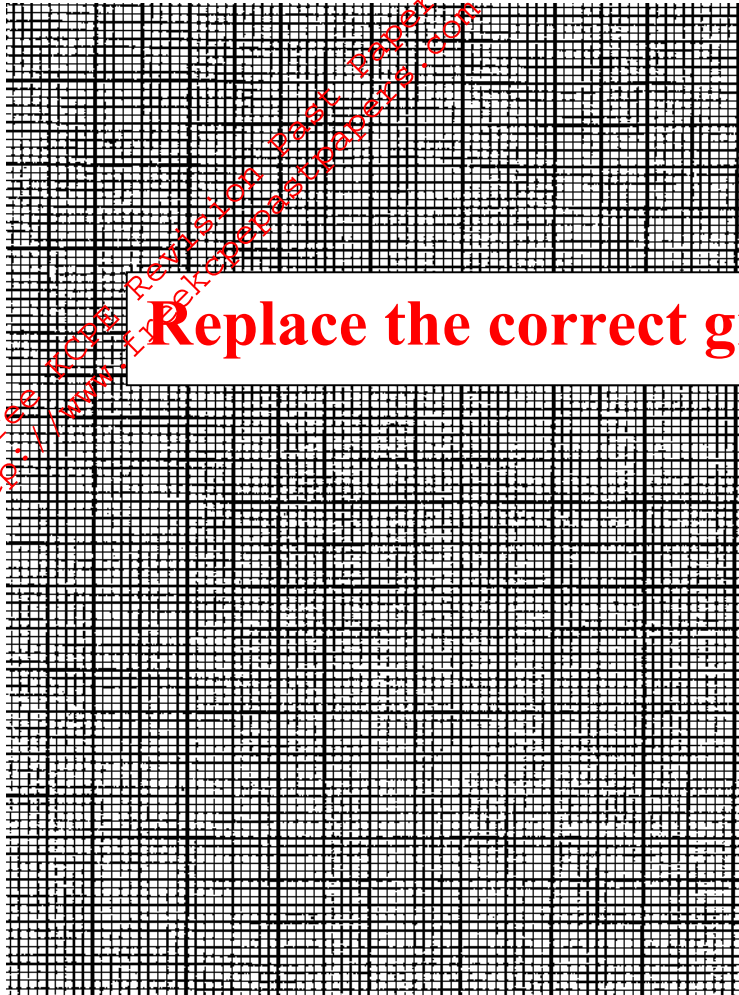
(v) Repeat the same procedure for the other values in the table. (6mks)

Table 2

U (cm)	28	30	32	34	36	38
V(cm)						
$M = \frac{v}{u}$						

(vi) Plot the graph of m (y-axis) against v .

(5mks)



Replace the correct graph

(vii) By finding the slope, use the equation $m = \frac{v}{f} - 1$ to determine the focal length f of the lens. (3mks)

.....
.....
.....
.....

(viii) Use the vernier calipers to measure:

(a) thickness (T) of the lens = _____ (1mk)

(b) the diameter (D) of the lens = _____ (1mk)

ix) Determine the angle α if $\sin \alpha = \frac{D}{4f}$ (2mks)

.....
.....
.....
.....

x) Calculate R using the formula

$$R = \frac{45 (D^2 + T^2)}{2\pi\alpha}$$

(2mks)

Replace the correct graph