

3.13 HOME SCIENCE (441)

3.13.1 Home Science Paper 1 (441/1)


SECTION A: (40 marks)

Answer **ALL** the questions in this section in the spaces provided.

- 1 State **two** functions of proteins in the body. (2 marks)
- 2 Give **four** advantages of using a wooden spoon for cooking. (2 marks)
- 3 Give **four** reasons for blanching vegetables. (2 marks)
- 4 State **four** ways of minimizing fatigue while working in the kitchen. (2 marks)
- 5 Distinguish between garnishing and decorating food. (2 marks)
- 6 Define ventilation. (1 mark)
- 7 State **three** advantages of using gas as a fuel in the home. (3 marks)
- 8 State **two** disadvantages of concealed drainage system. (2 marks)
- 9 List **two** sources of consumer information. (1 mark)
- 10 Give the meaning of the word “counterfeit”. (2 marks)
- 11 Name **four** vaccines a child should be given by the age of nine months. (2 marks)
- 12 Identify **two** uses of each of the following items in first aid: (2 marks)
 - (a) safety pin;
 - (b) cotton swab.
- 13 Highlight **three** points on the care given to a child with fever at home. (3 marks)
- 14 Identify **four** points to consider when sorting clothes for washing. (2 marks)
- 15 State **two** points to observe when hanging clothes in the wardrobe. (2 marks)
- 16 State **one** factor that determines the width of a hem on a garment. (1 mark)
- 17 Give **two** reasons for using machine fell seam on children’s garments. (2 marks)

- 18 State **three** uses of interfacing in garment construction. (3 marks)
- 19 Differentiate between a fibre and a fabric. (2 marks)
- 20 Name the following pattern symbols. (2 marks)

(a)



(b)



SECTION B: (20 marks)

COMPULSORY

Answer Question 21 in the spaces provided.

21 Your cousin is celebrating her 17th birthday and has asked you to assist her in the preparations.

- (a) State **three** factors to consider when setting a table for the invited guests. (3 marks)
- (b) Outline the procedure to follow when arranging flowers for the party. (9 marks)
- (c) Outline the procedure for thorough cleaning a canvas bag that she will use after the party. (8 marks)

SECTION C: (40 marks)

Answer any TWO questions from this section in the space provided after question 24.

- 22 (a) List **six** details found on bread wrapping. (3 marks)
- (b) (i) State **three** advantages of budgeting the family income. (3 marks)
- (ii) Explain **two** problems faced by consumers in Kenya today. (4 marks)
- (c) (i) State **two** principles of food preservation. (2 marks)
- (ii) Explain **two** disadvantages of preserving food. (4 marks)
- (d) Arrange the following steps of making yeast mixtures in order: shaping, fermentation, second kneading, first proving, baking, mixing, first kneading, second proving. (4 marks)

- 23 (a) (i) List **four** materials suitable for finishing the floor in a living room. (2 marks)
- (ii) Identify **six** activities that take place in a living room. (3 marks)
- (b) State **two** functions of each of the following in relation to pregnancy: (4 marks)
- (i) placenta;
- (ii) amniotic fluid.
- (c) Outline the procedure of caring for a household duster after use. (6 marks)
- (d) Highlight **five** ways of enhancing personal health. (5 marks)
- 24 (a) Identify **four** methods of softening temporary hard water for laundry work. (4 marks)
- (b) State **four** points to observe when working hand stitches. (4 marks)
- (c) Highlight **four** qualities of a well made patch on a pillow case. (4 marks)
- (d) Explain **four** properties of linen that make it suitable for bedsheets. (8 marks)

3.13.2 Home Science Paper 2 (441/2)

GIRL'S SKIRT

A pattern of a girl's skirt is provided. You are advised to study the sketches, instructions and layout carefully before you begin the test.

MATERIALS PROVIDED

- 1 Pattern Pieces
 - A – Skirt back
 - B – Yoke (front)
 - C – Lower skirt (front)
 - D – Front waistband
 - E – Back waistband
 - F – Frill
- 2 Plain lightweight cotton fabric 56 cm long by 90 cm wide.
- 3 Sewing thread to match the fabric.
- 4 One large envelope.

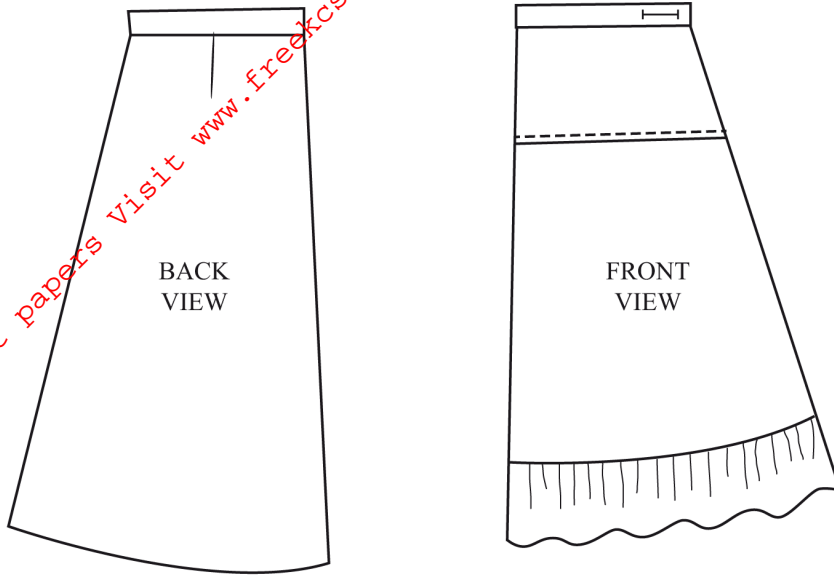
THE TEST

Using the materials provided, cut out and make the **left half** of the girl's skirt to show the following processes:

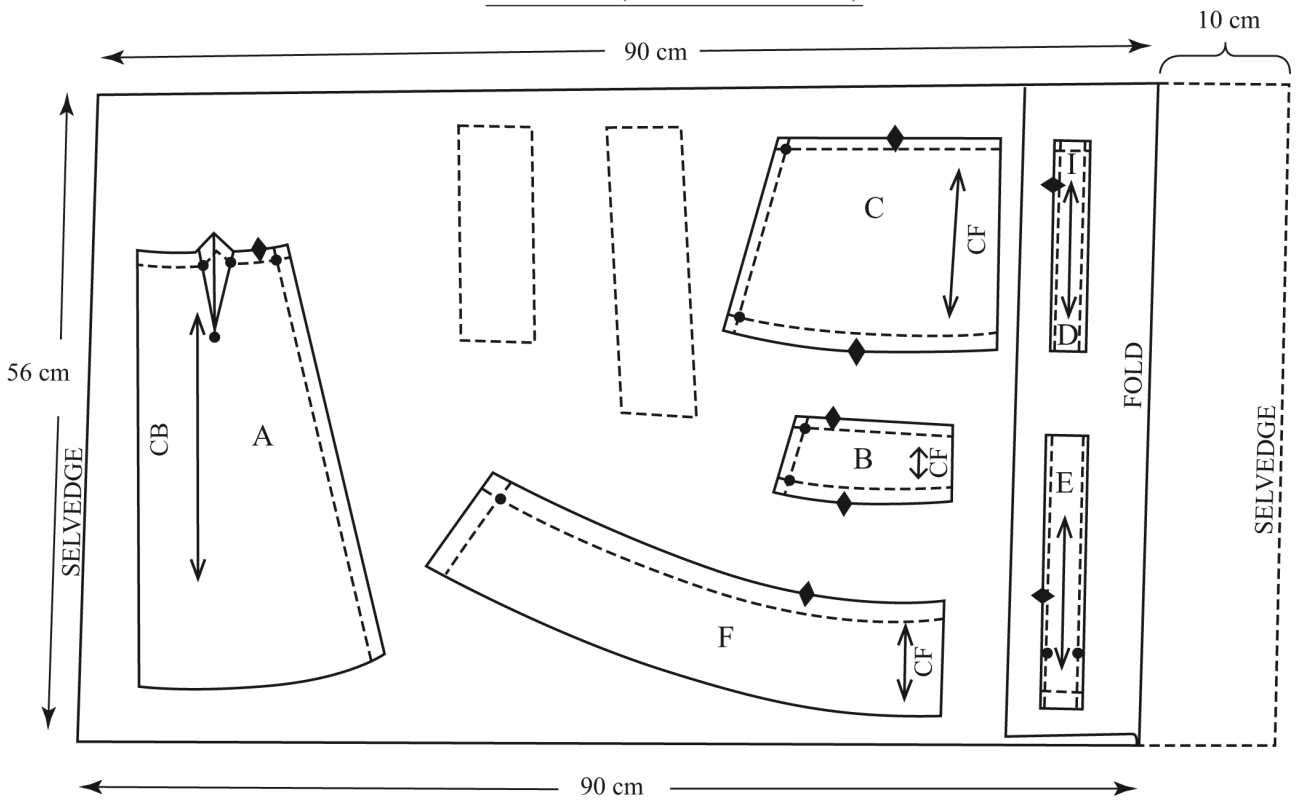
- (a) Cutting out. (14 marks)
- (b) Making of the dart at the back skirt. (6½ marks)
- (c) Joining of the yoke front to the lower skirt front using an overlaid seam. **Do not trim. Neaten half the seam using loop stitches.** (12 marks)
- (d) Attaching of the frill to the lower skirt front using a plain seam. **Leave the gathering stitches and do not trim the seam allowance.** (11 marks)
- (e) Making of the skirt side seam from the yoke to the hemline using an open seam. (7 marks)
- (f) Attaching of the front and back waistbands and holding them in place using tacking stitches. (21 marks)
- (g) Making of the worked buttonhole. (12 marks)
- (h) **OMIT**
The management of the skirt hem.
- (i) Overall presentation. (6½ marks)

At the end of the examination, firmly sew onto your work, on a single fabric, a label bearing your name and index number. Remove the needle, pins and loose threads from your work. Fold your work neatly and place it in the envelope provided. **Do not put scraps of fabric in the envelope. Do not seal the envelope.**

SKIRT VIEWS



LAYOUT (not drawn to scale)



3.13.3 Home Science (Food and Nutrition) Paper 3 (441/3)

THE TEST

You have invited two of your friends for lunch. Using the ingredients listed below, prepare cook and serve a suitable one course meal for the three of you. Include a nutritious drink.

Ingredients

Rice
Onions
Tomatoes
Carrots
Leafy vegetables in season
Beef/ Beans
Salt
Sugar
Oil/ Cooking fat
Fruits in season
Spice of choice

PLANNING SESSION: 30 minutes

For each task listed below use separate sheets of paper and a carbon paper to make duplicate copies then proceed as follows:

1. Identify the dishes and write their recipes.
2. Write your order of work.
3. Make a list of the foodstuff and equipment you will require.