

511/2

MUSIC
Paper 2

July / August 2016

Time : 50 minutes

**NITMA, NYAKI AND MUNICIPALITY CLUSTER
EVALUATION - 2016**

MUSIC
Paper - 511/2
July / August 2016
Time: 50 minutes

INSTRUCTIONS TO CANDIDATES

- a) This is the official recording of the Aural test of the Imenti District Joint Evaluation form 4, Aural Test Music Examination.
- b) You are to answer all tests.
- c) You may write your answers to each test at any stage and you may use either pencil or ink.
- d) Write all your answers in the manuscript paper provided.
- e) The test will begin in 15 seconds

This paper consists of 6 printed pages

Candidates should check the question paper to ensure that all the printed pages are printed as indicated and no questions are missing.

TEST 1 : RHYTHM ON MONOTONE

Test a) Drum Rhythm

1. a) You are to write on monotone the rhythm of the following repetitive drum pattern you are required to add the time signature, bar lines and also group the notes. The rhythmic pattern will be played 4 times. Here is the crotchet pulse followed by the 1st play through.




2nd and 3rd play through all with a (silence 30 seconds)

And now the 4th play through (silence 60 seconds)

Test 1b, Rhythm of a melody in simple time.

You are to write the rhythm of this melody on monotone, adding the time signature and bar lines . It begins on the 1st beat of the bar. The Melody will be played 4 times, here is the crotchet pulse followed by the 1st play through.



(Silence 30 seconds)

2nd and 3rd play through all with a (silence 30 seconds)

And now the 4th play through (silence 60 seconds)

Test 1c : Rhythm of a melody in compound time

You are to write the rhythm of this melody on monotone, adding time signature and bar lines . The melody begins on the 1st beat of the bar. Here is the dotted crotchet beat followed by the 1st play through.



(silence 30 seconds)

2nd and 3rd play through all with a (silence 30 seconds)

And now the 4th play through (silence 60 seconds)

TEST 2 MELODY.

Test 2a: Melody in a Major scale.

You are to write the following melody in the key to F major. The melody will be played through once, then the 1st and 2nd section will be played twice. Finally the whole melody will be played right through once again. Write the treble clef and the Key signature of F major (silence 10 seconds)

The melody is in 4 time. write time signature now.

4

The melody begins on the 1st beat of the bar, here is the crotchet beat.



Here is the tonic chord of F Major, the key followed by the whole melody.



(silence 10 seconds)

The tonic chord and the key note followed by the 1st phrase twice (silence 100 seconds)

Here is the key note and the 2nd section (silence 40 seconds)

The second section again (silence 40 seconds). Finally here is the tonic chord followed by the whole melody (Silence 2 seconds)

Test 2B : Melody in minor key

Your are to write the following melody in the key of E minor. The melody will be played through once, then the 1st and 2nd section twice and finally the whole melody will be played right through once again. Write down the treble clef now. and the Key signature of E minor now (10 seconds)

The melody is in 4 time, write the signature now

4

The melody being on the 1st beat of the bar, here is the crotchet beat.



Here is the tonic chord and the key note of E minor followed by the whole melody.



The tonic chord followed by the Key note and the 1st phrase twice.


Here is the tonic chord followed by the 2nd section (40 seconds)

The second section again (40 seconds) finally here is the tonic chord followed by the whole melody silence (2 seconds.)

TERM THREE : INTERVALS

Two intervals will be sounded harmonically. Each interval will be played twice. you are required to describe each interval (pause 5 seconds)

Here is the 1st interval



Silence 15 seconds.

Here is the 1st interval again silence 15 seconds

Here is the second interval



Silence 15 seconds

Here is the 2nd interval again

Silence 30 seconds

TEST 4 CADENCES.

There are 4 cadences in this passage which will be played with a pause at each cadential point. The passage will be played four times. You are required to name the cadence as perfect, plagal, interrupted and imperfect in the order in which they occur.

Here is the tonic chord and the 1st playthrough.



for more free papers visit: www.freekcepapers.com or call 0720502479

Silence 15 seconds.

Here is the 2nd play through (silence 15 seconds)

Here is the 3rd play through (silence 15 seconds)

And now the 4th and the last play through
(silence 30 seconds)

TEST 5 : MODULATION

TEST 5A

The following melody is in the key of G major. The melody modulates once away from the tonic key. You are to write the key in which the melody modulates before returning to the tonic. The melody will be played 3 times. Here is the key note of G major followed by the 1st play through




(silence 15 seconds)

Here is the 2nd play through (silence 15 seconds)

Here is the 3rd and final play through.

TEST 5B

The following melody is in the key of A minor. The melody modulates once away from the tonic key. You are required to name the key to which the melody modulates before returning to the tonic key. The melody will be played 3 times. Here is the key note of A minor followed by the 1st play through.



(Silence 15 seconds)

Here is the 2nd playthrough (silence 15 seconds)

Now, the 3rd and the final play through.

That is the end of the 2016 Aural test of the Imenti North Joint Evaluation, Music Examination.
You have now 5 minutes to go through your work and hand in your papers.

