

NAME:.....INDEX NO:.....

ADM:..... Class:.....SIGNATURE:.....

444/1
WOODWORK
PAPER 1
DECEMBER 2021
Time: 2 ½ hours

BUNAMFAN CLUSTER EXAMINATION 2021
WOODWORK
Paper 1
December 2021
Time: 2 ½ hours

INSTRUCTIONS TO CANDIDATES

Candidates should have the following for this examination:

- Drawing Instruments*
- Drawing paper size A3*

*This paper has TWO sections: A and B.
Answer ALL the questions in section A. From section B, answer question 11 and any other THREE questions.*

All dimensions are in millimeters unless otherwise stated.

*This paper consists of 11 printed pages.
Candidates should check the question paper to ascertain that all the
Pages are printed as indicated and no questions are missing.*

1. (a) State **two** advantages of water stains. (2 marks)

.....
.....
.....

(b) State **two** disadvantages of spirit stains. (2 marks)

.....
.....
.....

2. Name **three** types of saws in each of the following categories. (3 marks)

(a) Hand saws

.....
.....
.....
.....

(b) Curve cutting saws

.....
.....
.....
.....
.....

3. (a) Explain the cause of each of the following defects. (2 marks)

(i) Wet rot

.....
.....
.....

(ii) Knots

.....
.....
.....

(b) List **four** types of glue used in veneering. (2 marks)

.....

.....

.....

.....

.....

.....

4. State **four** safety rules to observe when using a power drill to drill a hole on piece wood. (4 marks)

.....

.....

.....

.....

.....

.....

5. With the aid of sketch, explain the toe nailing method of driving nails. (4 marks)

6. With the aid of sketch, Explain how the accuracy of a try square is tested using a board and a straight edge. (4 marks)

access more free past papers on this website www.freeksepastpapers.com

7. Using labelled sketch differentiate between a plain Centre bit and screw nosed bit.

(4 marks)

8. (a) State **four** factors which may cause closure of business.

(2 marks)

.....

.....

.....

.....

.....

.....

(b) Sketch the following patterns of matching veneers.

(2 marks)

(i) Diamond matching

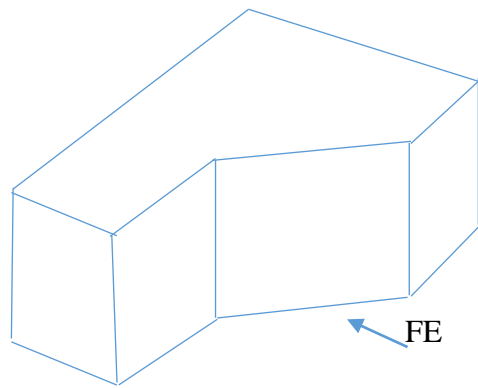
(ii) Slip matching

access more free past papers on this website www.freeksepastpapers.com

9. With the aid of labelled sketches, illustrate the **two** methods of boring a through hole.

(4 marks)

10. The figure bellow shows a shaped block drawn in an isometric projection. (5 marks)



Sketch the **Three** orthographic views in 3rd Angle projection.

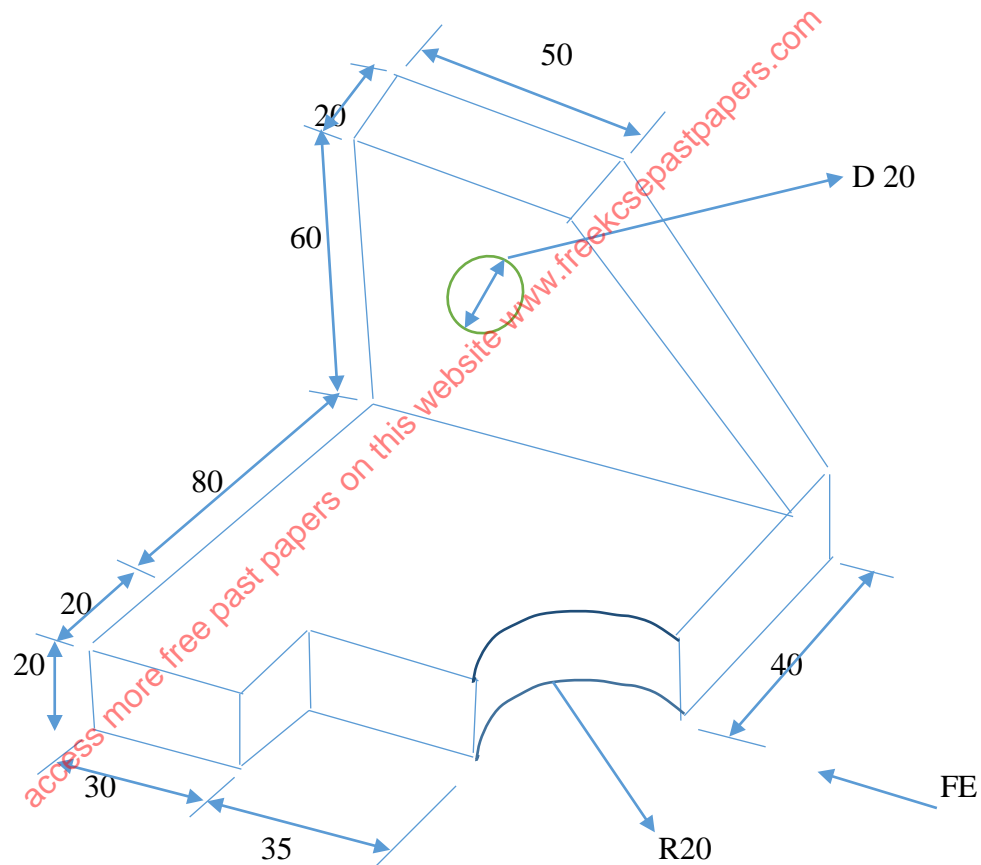
access more free past papers on this website www.freeksepastpapers.com

SECTION B (60 MARKS)

Answer question 11 and any other THREE questions on this section.

You should not spent more than 25 minutes on question 11.

11. The figure below is a shaped block drawn in pictorial. Draw the following views in 1st Angle orthographic projection; (15 marks)
- The front elevation,
 - The end elevation and
 - The plan



12. (a) Draw and label an exploded pictorial sketch of a haunched mortise and tenon joint. (4 marks)

(b) Outline the procedure of manufacture of plywood. (4 marks)

.....

.....

.....

.....

.....

.....

.....

.....

.....

.....

.....

.....

.....

.....

.....

.....

.....

.....

.....

.....

.....

.....

(c) State **two** possible causes of ridges on a piece of wood after planing with a jackplane. (4 marks)

.....

.....

.....

.....

.....

.....

.....

.....

.....

.....

(d) What is meant by the term “grit size” in relation to abrasives. (3 marks)

.....
.....
.....
.....
.....

13. (a) State **four** factors that influence the cost of an article. (2 marks)

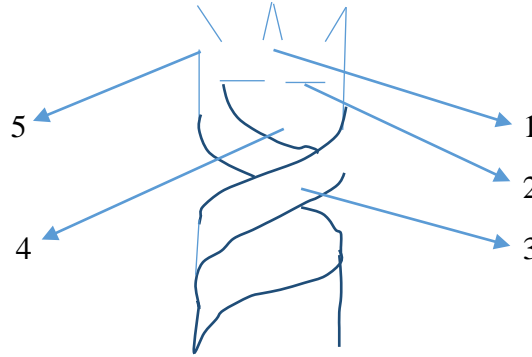
.....
.....
.....
.....
.....
.....

(b) By means of sketches explain the three types of drawers. (6 marks)

access more free past papers on this website www.freeksepastpapers.com

(c) Make a labelled pictorial sketch of a through single dovetail joint and outline the procedure of constructing the joint naming the tools used at each step. (7 marks)

14. (a) The figure below shows a tool used in wood workshop, Name the tool and label the parts. (3 marks)



- (b) Explain what it means by a “sweep” of a ratchet brace. (1 mark)

.....
.....
.....
.....
.....

- (c) With the aid of sketches outline the procedures for installing a butt hinge. (8 marks)

access more free past papers on this website www.freeksepastpapers.com

- (d) State **three** basic stages necessary in developing a design. (3 marks)

.....
.....
.....
.....
.....

15. (a) State the cases/situations where drilling of a hole is necessary before driving nails in wood. (3 marks)

.....

.....

.....

.....

.....

.....

(b) Outline **four** ways by which finishes dry. (4 marks)

.....

.....

.....

.....

.....

.....

(c) Illustrate the reconditioning process of both cross cut and lip saws. (3 marks)

.....

.....

.....

.....

.....

.....

.....

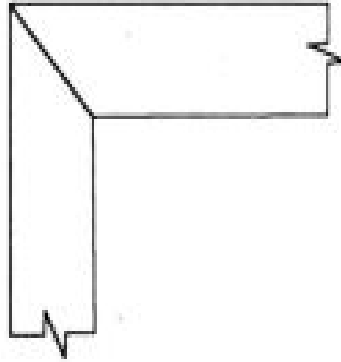
.....

.....

.....

access more free past papers on this website www.freeksepastpapers.com

(d) The figure below shows a mitred bridle joint, Draw the exploded view of the joint. (5 marks)



access more free past papers on this website www.freeksepastpapers.com