

441/2
HOMESCIENCE
PAPER 2
PRACTICAL
(CLOTHING AND TEXTILE)
JULY / AUGUST 2013
TIME: 2 ½ HOURS

NANDI NORTH DISTRICT JOINT MOCK EVALUATION TEST 2013

Kenya Certificate of Secondary Education (K.C.S.E.)
HOMESCIENCE
PAPER 2
TIME: 2 ½ HOURS

A pattern of a boy's short is provided. You are advised to study the sketches, instructions and layout carefully before you begin the test.

1. MATERIALS PROVIDED

- A. - Short Front.
- B. - Short Back
- C. - Pocket
- D. - Waistband

2. Plain lightweight cotton fabric 50cm long by 90cm wide

3. Sewing thread to match the fabric.

4. One large envelope

THE TEST

Using the materials provided, cut out and make the RIGHT HALF of the short to show the following processes:-

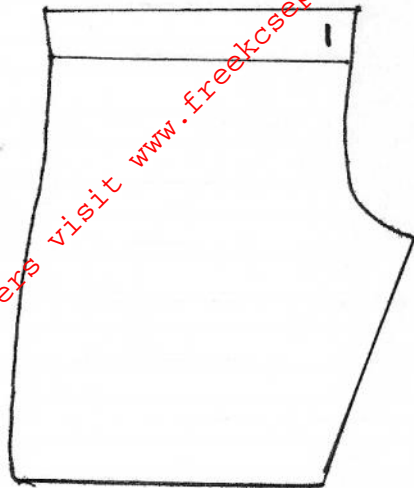
1. Making of the back dart.
2. Preparation and attachment of the patch pocket.
3. Working of the inner leg seam using machine fell seam.
4. Working of the side seam using an open seam.
5. Finishing the lower hem by slip hemming.
6. Preparation and attaching the waistband. Finish the waistband on the wrong side using hemming stitches.
7. Making a worked bar on the front waistband.

At the end of the examination, firmly sew onto your work on a single fabric, a label bearing your **Name** and **index number**.

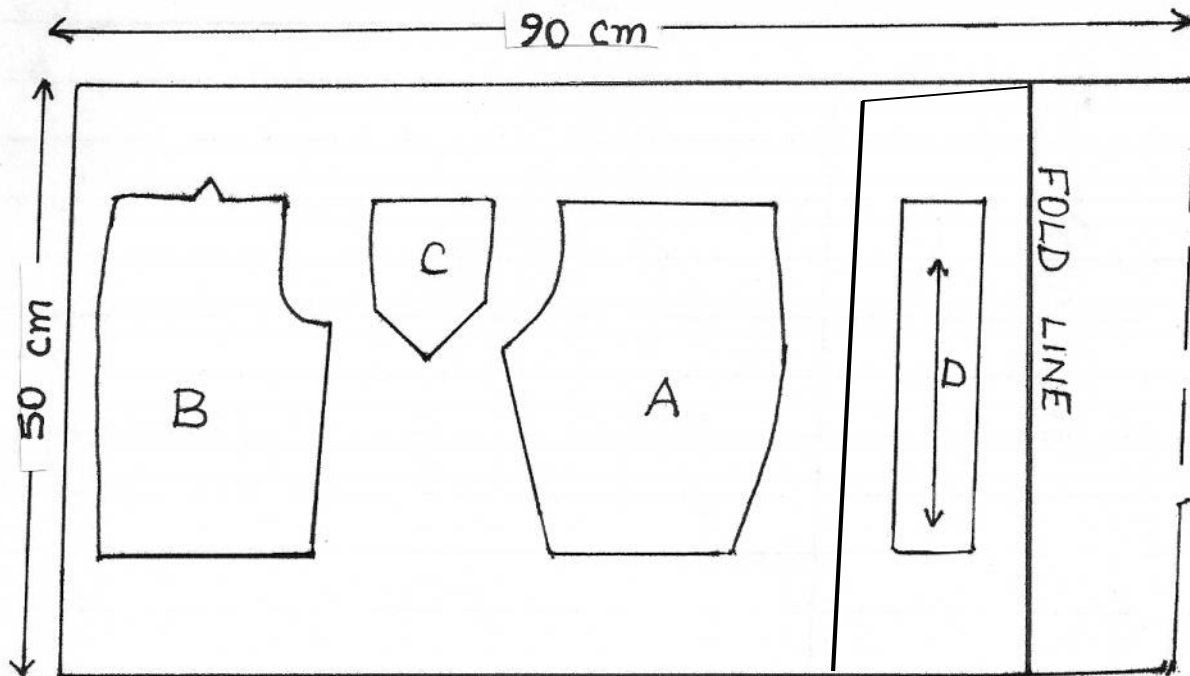
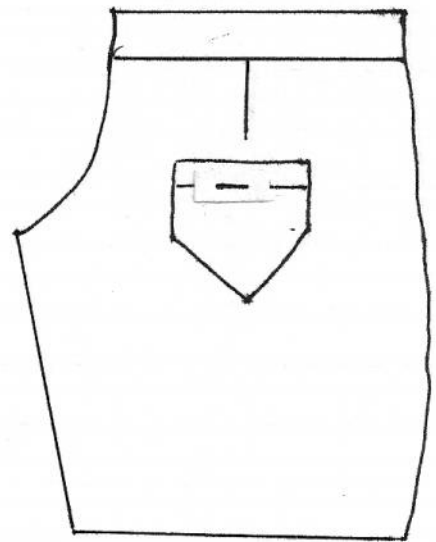
Remove needle and pins from your work, then fold your work neatly and place it in the envelope provided.

For More Free KCSE past papers visit www.freekcsepapers.com

FRONT VIEW



BACK VIEW



LAYOUT (NOT DRAWN ON SCALE)