

NAME: .....ADM NO:.....

CLASS: .....TEACHER:.....

442/1

Art & Design

Paper 1

July/Aug 2013

1 hour 45 Minutes

## SUPA JET MOCK EXAM

JULY/AUG 2013

1 hour 45 Minutes

### INSTRUCTIONS

1. Write your Name, Adm. No and Class in the spaces provided above.
2. This paper consists of **THREE Sections A, B and C.**
3. Answer **ALL** the questions in **Section A and B.**
4. Answer any **ONE** question from **Section C.**
5. All answers should be written in the spaces provided.
6. Where drawings and diagrams are appropriate they should be included within the text of your answer.


## SECTION A (15 MARKS)

Answer ALL the questions in this section in the spaces provided.

1. (a) What is referred to as simulated texture on a form?

(1 mark)

- (b) The shape below represents an animal form.




What term is used to refer to the dark shape seen against a light background? (1 mark)

- (c) Give the term used to refer to a technique of using dilute paints and with rapid strokes.

(1 mark)

(d) Study the picture below and identify the most outstanding principle conveyed. (1 mark)



(e) State the main function of line as an element of Art & Design. (1 mark)

(f) Describe the visual effect experience when opaque blue and opaque yellow are placed side by side. (1 mark)

(g) Define a mural. (1 mark)

(h) State two functions of value in a pictorial composition. (2 marks)

(i) Explain the advantage of drawing an object from observation. (2 marks)

(j) Sketch letter "B" in lowercase and show the ascender and the counter. (2 marks)

(k) Identify and explain the contours and voids in the sculptural form illustrated below. (2 marks)



**SECTION B (30 MARKS)**

**(Answer all questions in this section in the spaces provided.)**

2. Give another name for the comb loom and state three of its uses. (4 marks)

3. Briefly discuss serigraphy and relief printing techniques under the following guidelines.  
(Use illustrations to support your answer).

(i) Creating the motif on the transfer material. (2 marks)

(ii) Transfer of the motif to the printing surface. (2 marks)

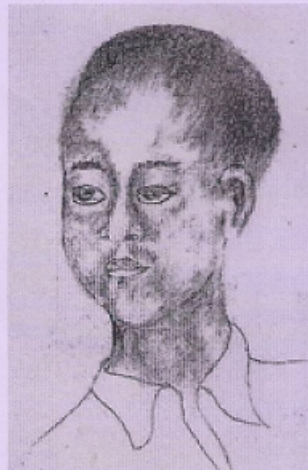
4. Study the pauses of the heads below and name them.

(3 marks)

i)



iii)



5. Explain three uses of slip in ceramics. (3 marks)

6. List three ways of creating dominance in a work of art. (3 marks)

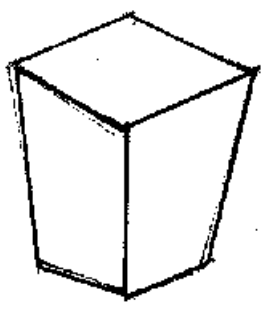
7. State three ways of creating depth and distance in a pictorial composition. (3 marks)

8. Outline the procedure involved in the research stage of the graphic design process. (4 marks)

9. Using the motif given below, produce a counter change repeat pattern. (3 marks)



10. Draw projection lines on the illustration below to create the three vanishing points. (3 marks)





### SECTION C (15 MARKS)

Answer any one question from this section.

11. (a) State one similarity and one difference between Batik and tie & dye with reference to materials and processes. (2 marks)
- (b) Name and explain the method of fabric decoration in which stitches are used as a resist. (2 marks)
- (c) With the aid of illustrations, describe the stages involves in gathering and binding of a piece of fabric in readiness for dyeing. (5 marks)
- (d) Using illustrations, explain how the following tools are used in fabric decoration. (6 marks)
- (i) Squeegee
  - (ii) Tjanting
  - (iii) Roller
12. (a) Give two reasons why freshly dug day must be prepared before being used. (2 marks)
- (b) Name and explain the qualities that make clay suitable for modeling. (3 marks)
- (c) Explain the following terms as used in pottery. (5 marks)
- (i) Slip trailing
  - (ii) Burnishing
  - (iii) Green ware
  - (iv) Casting
  - (v) Maturing temperature
- (d) With the help of illustrations, explain how the pyrometer cones work to measure kiln temperatures. (5 marks)
13. (a) Name any three types of looms. (3 marks)
- (b) Name four different types of plain weave. (4 marks)
- (c) Draw the weaving defect known as waisting and state one cause of the defect. (3 marks)

(d) Illustrate the following weave structures.

(i) Ghiordes knot / pile weave

(ii) Twining weave (horizontal)

.....  
.....  
.....  
.....  
.....  
.....  
.....  
.....  
.....  
.....

(5 marks)

- (i) Ghiordes knot / pile weave
- (ii) Twining weave (horizontal)

Free KCSE past papers

