

# KASNEB

## CICT PART I SECTION 1

### COMPUTER APPLICATIONS - PRACTICAL

MONDAY: 22 May 2017.

Time Allowed: 3 hours.

Answer ALL questions. Marks allocated to each question are shown at the end of the question.

Ensure that you are provided with a computer, a flash disk and printing materials.

Additional instructions:

1. Save all your work in the flash disk provided and in a folder bearing your registration number.
2. Work on each question should be saved in the subfolder contained in the folder created in number 1 above. The name of the subfolder should correspond to the question number.
3. Your registration number MUST appear as a header on every printout containing your answers.
4. You must indicate the number of the question answered on the header created in number 3 above.

Note: The information in numbers 1-4 above must be computer generated.

At the end of the examination duration, you should hand in to the invigilator(s):

- (a) The flash disk containing your work.
- (b) All printed work.
- (c) All unused printing paper(s).

#### QUESTION ONE

- (a) Use a word processor document to key in the document as shown below.

##### Declaration

I ascertain that this work has not been presented in any university for any award.

Peter John

##### Acknowledgement

This is an appreciation to my parents for supporting me financially during this study. Thanks also goes to my lecturers for their support.

##### Dedication

I dedicate this project to my wife Mary and son Peter.

##### Definition of terms

TOC – Table of contents.

CC – Cloud computing.

Save the document as “My project”.

(4 marks)

- (b) Ensure each heading in “My project” document appears on its own page.

(4 marks)

- (c) Insert a blank page in landscape orientation after the page with “Dedication” heading.

Ensure the rest of the pages are in portrait orientation.

(2 marks)

- (d) Insert a new page before Declaration page with table of contents displaying all headlines and their respective page numbers as shown below:

Page	Page number format
Table of contents	None
Declaration, Acknowledgement, Dedication, Blank page	Roman numbers starting from roman (i)
Definition of terms	Numeric number 1

- (e) On page two (2) of “My project” document, key in solutions to the questions below: (4 marks)
- (i) Explain the significance of a split window feature as used in word processing applications. (2 marks)
- (ii) Differentiate between first line indent and hanging indent in the context of a word processor program. (4 marks)
- Save “My project” document and print the first two pages.

**(Total: 20 marks)**

### QUESTION TWO

Create a word processor document and save it as “Question Two”.

- (a) Use Question Two document to key in solutions to question (i) and (ii) below:
- (i) With the aid of an example, explain the function of layout based desktop publishing software. (2 marks)
- (ii) Distinguish between “press” and “prepress” job as used in desktop publishing. (4 marks)
- Save question two document and print.
- (b) Using an appropriate desktop publishing software, create a publication for ABC International University as shown on page 3.

access thousands of free content on [www.freekepastpapers.com](http://www.freekepastpapers.com)

# ABC International University

Quality education




ABC International University

ACADEMIC PROGRAMS	MINIMUM ENTRY REQUIREMENTS	TUITION FEE PER SEMESTER
Bsc. Computer science		
Bachelor of Education	KCSE C+	Sh.70,000-Fulltime Sh.35,000-Distance learning
Bachelor of Hospitality		
Pre-university programme	KCSE C plain	Sh.35,000
Upgrading Certificate in Education	KCSE C plain	Sh.45,000

Main Campus  
ABC International  
University

The university is within the city environs and is easily accessible.



Contacts  
P.O. Box 0001  
Nairobi-Kenya  
Email: [abc@gmail.com](mailto:abc@gmail.com)

Call-111-222-333

**NOW!!**

Register Now!!!  
INTAKE  
ONGOING

Save the publication as "ABC University" and print.

(14 marks)  
(Total: 20 marks)

CT12 Page 3  
Out of 8

**QUESTION THREE**

XYZ cinema is a 3D movie entertainment enterprise that has been using manual ticketing system. You have been consulted as a database developer to implement an automated ticketing system.

**Required:**

(a) Create a database called "Movie ticketing". (1 mark)

(b) Create the following tables:

(i)

CUSTOMER
CustomerId FirstName LastName

(1 mark)

(ii)

MOVIE
MovieId MovieName Day HallId

(1 mark)

(iii)

HALL
HallId HallName

(1 mark)

(iv)

RESERVATION
ReservationId CustomerId MovieId Amount Attendant

(1 mark)

(c) Establish relationships among the tables created in question (b) above.

Print the relationship report.

(1 mark)

(d) Create Customer, Hall, Movie and Reservation forms as specified below:

Form	Control name	Control Type	Others
Customer	Customer Id	Textbox	
	Firstname	Textbox	
	Lastname	Textbox	
Hall	Hall Id	Textbox	
	Hallname	Textbox	
Movie	Movie Id	Textbox	
	Movie name	Textbox	
	Day	Textbox	
	Hall Name	Combo box	
Reservation	Customer Name	Combo box	Choose firstname and second name of a customer
	Reservation Id	Textbox	Auto number
	Movie name	Combo box	Choose movie Id and movie name
	Amount	Textbox	Display "Sh." currency symbol
	Attendant	Textbox	

(4 marks)

(e) Use the forms created in (d) above to populate customer, hall, movie and reservation tables with the data below:

customer

customerid	firstname	lastname
1	Jeremiah	Ochieng
2	Eva	Adoyo

hall

hallid	hallname
1	Taifa
2	Ndovu
3	Kifaru

movie

Movieid	Moviename	Day	Hallid
1	The Jungle Book	5/22/2017	3
2	Six lives of a Cat	5/23/2017	2
3	Hot Potatoes	5/24/2017	3
4	The war room	5/25/2017	2

reservation

Customerid	Movieid	Amount	Attendant	Reservationid
2	4	Sh.200.00	Samantha	1
2	3	Sh.500.00	Peter	2
1	4	Sh.500.00	Jane	3

(2 marks)

(f) Use the data in the database to design a sample ticket as shown below:

### TICKET

First Name:	Eva
Day:	5/24/2017
Amount	Sh500.00
Hall Name:	Kifaru
Movie Name:	Hot Potatoes
<i><b>You were served by: Peter</b></i>	

(2 marks)

Save the object as "Ticket" and print.

(g) Create a word processor document and save it as "Question Three".

Key in solutions to question (i) and (ii) below:

(i) Differentiate between a module and a macro as used in database application. (4 marks)

(ii) State two components of a relational database design. (2 marks)

Save and print Question Three document.

(Total: 20 marks)

#### QUESTION FOUR

Create a word processor document and name it "Question Four". In the word processor document, type solutions for Question Four (a) and (b).

(a) Explain how to provide dynamic range in data source of a pivot table. (2 marks)

(b) Differentiate between SUMIF and SUMIFS. (4 marks)

(c) You work as an account data analyst at ABC Bank International. The accounts balances for the premier clients (with turnover greater than Sh.50 million) are presented in the spreadsheet below.

	A	B	C	D	E	F
1			ABC Bank International			
	<b>Account</b>	<b>Company Name</b>	<b>Turnover</b>	<b>Credit Limit</b>	<b>Overall Balance</b>	<b>Current Balance</b>
2			Sh "000"	Sh "000"	Sh "000"	Sh "000"
3	001	Bell Corp	140,000			
4	002	Brown Brown	160,000			
5	003	Fish Produce	159,985			
6	004	Roof Tiles	83,481			
7		<b>Totals</b>				

#### Required:

Using a spreadsheet application, create a workbook called "ABC Bank" with a worksheet named "Account" containing the data above. (2 marks)

(d) Using an appropriate formulae, calculate the following:

(i) Credit Limit for each company at 16% of turnover. (2 marks)

(ii) Overall balance for each company calculated as turnover less Credit Limit. (2 marks)

(iii) Totals for Credit Limit and the turnover. (2 marks)

(iv) Current balances given that the percentage of current to overall is as follows:

Bell 12%

Brown 13%

Fish 68%

Roof 12%

(4 marks)

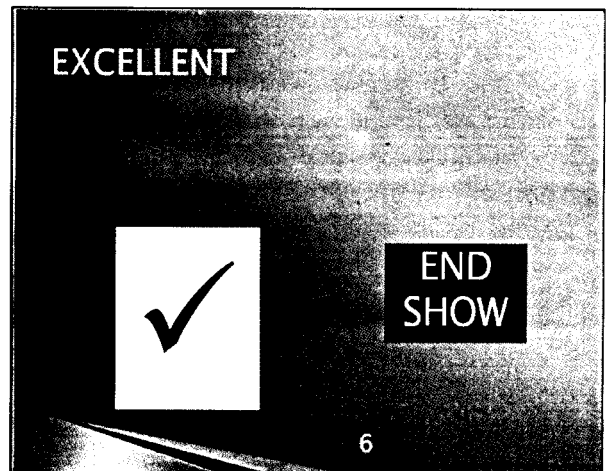
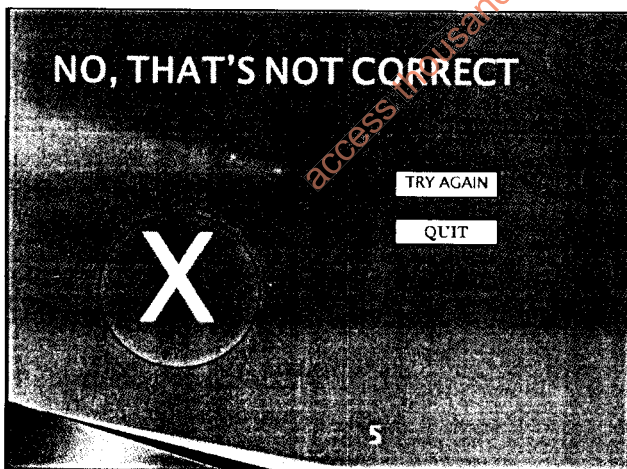
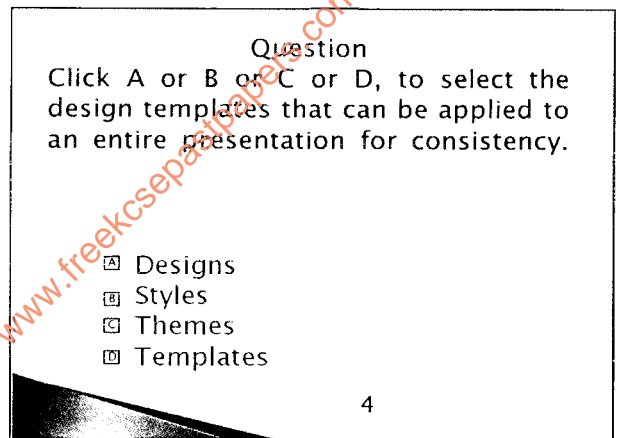


(v) Insert a pie chart to show the turnover for each account. Save the chart in a new worksheet and name it "Turnover". (2 marks)

Save "ABC Bank" workbook and print "Account" and "Turnover" worksheets.

(Total: 20 marks)

**QUESTION FIVE**

(a) Using a presentation software, design the following slides:



Save the presentation as "Quiz" and print on one A4 sized paper.

(6 marks)

(b) Perform the tasks in (i) to (iii) below:

(i) Slide 1

Order the objects behaviour such that:

- The text "You are member number 100" appears first.
- Followed by "CONGRATULATIONS" in a fly in transition.
- The user moves to the next slide after clicking on "click here to proceed" button. (2 marks)

(ii) Slide 2

- Rabbit clipart moves towards the black hole located on the bottom right of the slide in a medium speed. (1 mark)

(iii) Slide 3

The slide appears on click to prompt competitor to perform task 2.

- On click to start, the question slide number 4 appears.
- When a user selects A, B or D slide 5 appears.
- When slide 5 appears, a user can choose to "TRY AGAIN" OR "QUIT". Choosing try again opens Question Slide 4 whereas choosing quit exits the presentation.
- When a user selects option "C", the last slide appears. (5 marks)

(c) Using a word processor create a new document and save it as "Question Five".

Key in solutions to question (i) to (iii) below:

- (i) State two visual guides in a presentation software that help position slides. (2 marks)
- (ii) Explain the importance of using animation scheme in a presentation package. (2 marks)
- (iii) Differentiate between a "floating toolbar" and a "tooltip" as used in presentation applications. (2 marks)

Save Question Five document and print.

(Total: 20 marks)

.....

access thousands of free content on [www.freekccpastpapers.com](http://www.freekccpastpapers.com)